



## Arkansas Weekly Cattle Market Summary

Data from Friday, 6/21/24, through Thursday, 6/27/24.

**Livestock Auction Receipts by Commodity**

Commodity	Current Week	Previous Week	Previous Year
Feeder Cattle	4513	4010	4672
Replacement Cattle	157	385	302
Slaughter Cattle	708	827	1092
<b>Total</b>	<b>5378</b>	<b>5222</b>	<b>6066</b>

**Livestock Auction Receipts by Market**

Market Location	Current Week	Previous Week
Ash Flat	338	544
Cord	502	646
Glenwood	421	336
Green Forest	741	882
Hope	594	830
Ozark	549	469
Ratcliff	140	75
Searcy	628	780
Siloam Springs	1465	660
<b>Total</b>	<b>5378</b>	<b>5222</b>

**Feeder Cattle: Weighted Avg Price by Frame and Grade**

Frame and Grade	M & L 1		M & L 1-2		M & L 2		M & L 3		Total	
	Head	Price	Head	Price	Head	Price	Head	Price	Head	Price
<b>☐ Bulls</b>	<b>296</b>	<b>271.54</b>	<b>23</b>	<b>271.39</b>	<b>185</b>	<b>247.30</b>	<b>5</b>	<b>214.69</b>	<b>509</b>	<b>262.31</b>
0-400	39	344.86	5	342.50	31	302.38	1	283.00	<b>76</b>	<b>326.44</b>
400-500	69	299.75	7	285.00	59	269.82	1	200.00	<b>136</b>	<b>285.22</b>
500-600	99	273.97	7	266.15	59	252.17	3	204.71	<b>168</b>	<b>264.66</b>
600-700	64	242.45	2	233.69	23	212.15			<b>89</b>	<b>234.30</b>
700-800	20	231.85	2	207.00	4	179.78			<b>26</b>	<b>221.45</b>
800+	5	211.31			9	168.26			<b>14</b>	<b>183.10</b>
<b>☐ Heifers</b>	<b>819</b>	<b>266.35</b>	<b>49</b>	<b>250.15</b>	<b>386</b>	<b>248.36</b>	<b>27</b>	<b>227.03</b>	<b>1281</b>	<b>259.80</b>
0-400	115	310.37	5	285.00	79	272.93	18	233.74	<b>217</b>	<b>289.36</b>
400-500	272	284.34	11	261.97	173	260.35	8	218.89	<b>464</b>	<b>273.89</b>
500-600	287	258.57	18	256.57	82	237.54	1	200.00	<b>388</b>	<b>253.93</b>
600-700	116	242.42	12	232.69	41	223.19			<b>169</b>	<b>237.01</b>
700-800	25	222.85	3	229.00	7	200.84			<b>35</b>	<b>218.92</b>
800+	4	197.15			4	179.30			<b>8</b>	<b>188.38</b>
<b>☐ Steers</b>	<b>682</b>	<b>297.72</b>	<b>482</b>	<b>258.18</b>	<b>287</b>	<b>274.49</b>	<b>37</b>	<b>252.85</b>	<b>1488</b>	<b>276.50</b>
0-400	96	345.17			55	312.47	19	262.42	<b>170</b>	<b>324.88</b>
400-500	199	313.14	9	302.00	94	285.60	15	247.64	<b>317</b>	<b>301.66</b>
500-600	236	300.97	40	287.56	96	267.29	3	233.63	<b>375</b>	<b>290.35</b>
600-700	99	274.48	103	271.48	29	252.95			<b>231</b>	<b>270.39</b>
700-800	43	251.78	29	252.00	10	236.99			<b>82</b>	<b>250.09</b>
800+	9	234.40	301	252.13	3	224.00			<b>313</b>	<b>251.35</b>
<b>Total</b>	<b>1797</b>	<b>279.19</b>	<b>554</b>	<b>258.02</b>	<b>858</b>	<b>256.94</b>	<b>69</b>	<b>239.84</b>	<b>3278</b>	<b>268.43</b>

# Arkansas Department of Agriculture

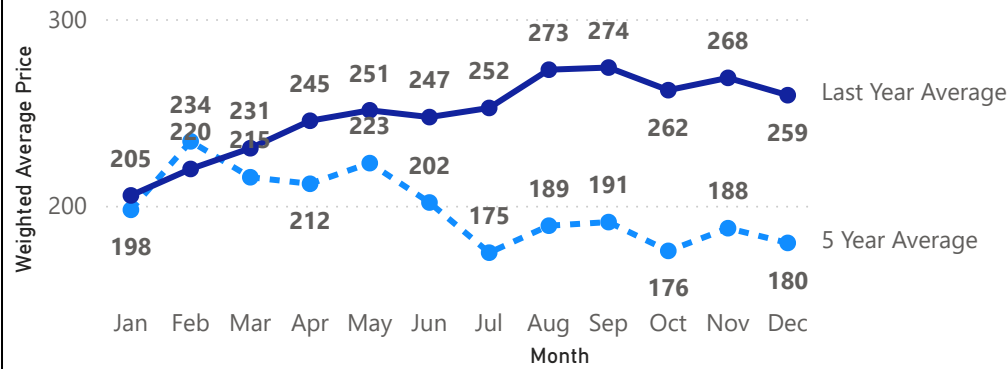
1 Natural Resources Drive, Little Rock, AR 72205

(501) 225-1598 | [Market Reports](#)

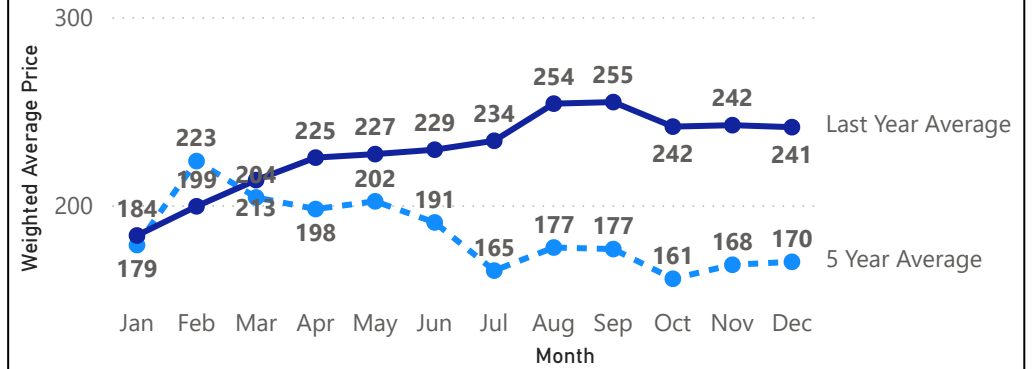
## Slaughter Cattle: Weighted Average Price by Class and Quality Grade

Market Location	Ash Flat		Cord		Glenwood		Green Forest		Hope		Ozark		Ratcliff		Searcy		Siloam Springs		Total	
Class	Head	Price	Head	Price	Head	Price	Head	Price	Head	Price	Head	Price	Head	Price	Head	Price	Head	Price	Head	Price
<b>Bulls</b>	6	166.46	2	153.60	5	151.18	11	175.17	5	141.72	11	144.94	1	150.00	11	159.29	7	170.42	59	159.44
<b>Cows</b>	31	133.86	26	133.16	33	131.66	73	134.58	43	131.01	44	130.10	7	119.62	73	132.51	105	140.31	435	134.23
Boner 80-85%	15	136.56	16	135.63	23	127.75	37	140.22	31	134.87	31	129.16	6	116.22	44	138.20	50	142.97	253	136.30
Breaker 75-80%	9	134.95	3	140.07	9	140.72	11	145.01	2	133.49	5	135.84	1	137.00	2	130.83	24	145.67	66	141.35
Lean 85-90%	7	124.79	7	122.00	1	117.00	25	118.98	10	115.34	8	129.32			27	121.57	31	129.33	116	123.27
<b>Total</b>	37	140.14	28	135.05	38	134.58	84	141.81	48	132.48	55	133.97	8	124.46	84	137.19	112	142.97	494	138.17

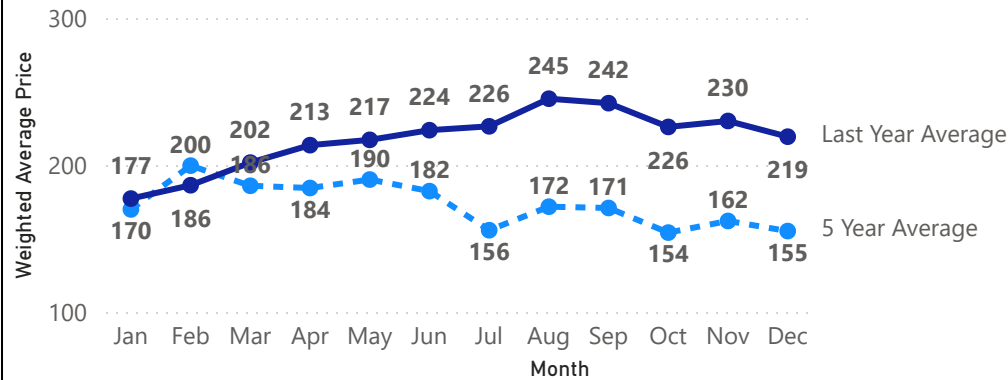
Feeder Steer Price: M&L 1 400-600 lbs



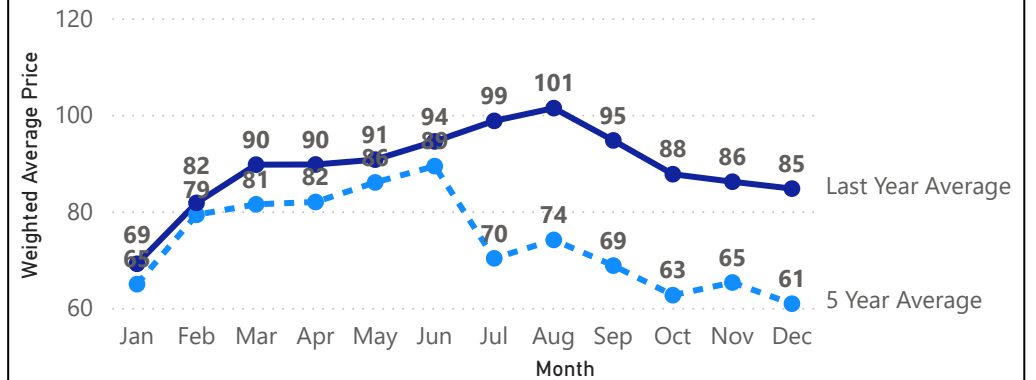
Feeder Bulls Price: M&L 1 400-600 lbs



Feeder Heifer Price: M & L 1 400-600 lbs



Slaughter Cows Price: Average Dressing - Breakers, Boners, Lean



# Arkansas Department of Agriculture

1 Natural Resources Drive, Little Rock, AR 72205

(501) 225-1598 | [Market Reports](#)

## Feeder Bulls: Head Count and Weighted Avg Price by Market Location

Market Location	Ash Flat		Cord		Glenwood		Green Forest		Hope		Ozark		Ratcliff		Searcy		Siloam Springs		Total	
Frame and Grade	Head	Price	Head	Price	Head	Price	Head	Price	Head	Price	Head	Price	Head	Price	Head	Price	Head	Price	Head	Price
<b>M &amp; L 1</b>	<b>11</b>	<b>285.16</b>	<b>41</b>	<b>280.40</b>	<b>21</b>	<b>239.74</b>	<b>29</b>	<b>273.61</b>	<b>20</b>	<b>250.17</b>	<b>50</b>	<b>255.29</b>	<b>17</b>	<b>260.29</b>	<b>10</b>	<b>325.31</b>	<b>97</b>	<b>287.56</b>	<b>296</b>	<b>271.54</b>
0-400	4	336.69	8	353.44			6	340.99							5	333.73	16	347.47	39	344.86
400-500	2	298.74	21	290.29			5	308.76	4	277.00	2	289.69			5	318.42	30	305.67	69	299.75
500-600	3	270.00	5	267.65	9	255.56	6	280.45	8	260.88	24	276.79	9	274.49			35	280.05	99	273.97
600-700	2	245.04	5	232.31	11	230.37	4	248.61	6	236.19	18	245.76	6	249.71			12	250.02	64	242.45
700-800			2	202.50	1	220.00	8	241.89	2	220.99	1	227.50	2	240.00			4	231.98	20	231.85
800+											5	211.31							5	211.31
<b>M &amp; L 1-2</b>	<b>11</b>	<b>273.02</b>	<b>5</b>	<b>342.50</b>							<b>5</b>	<b>235.17</b>	<b>2</b>	<b>251.00</b>					<b>23</b>	<b>271.39</b>
0-400			5	342.50															5	342.50
400-500	7	285.00																	7	285.00
500-600	2	287.50									3	262.50	2	251.00					7	266.15
600-700	2	233.69																	2	233.69
700-800													2	207.00					2	207.00
800+	0																		0	
<b>M &amp; L 2</b>	<b>40</b>	<b>239.75</b>	<b>22</b>	<b>250.15</b>	<b>2</b>	<b>235.15</b>	<b>22</b>	<b>260.74</b>			<b>18</b>	<b>231.43</b>	<b>1</b>	<b>161.00</b>	<b>38</b>	<b>246.83</b>	<b>42</b>	<b>258.84</b>	<b>185</b>	<b>247.30</b>
0-400	7	294.62	5	297.76			2	291.47							4	284.84	13	315.68	31	302.38
400-500	9	273.55	7	254.10			6	277.43			5	250.31			21	272.73	11	276.13	59	269.82
500-600	13	255.36	7	238.53	2	235.15	10	268.87			8	244.96			6	247.10	13	252.93	59	252.17
600-700	10	190.01	3	220.03			3	229.52			3	227.47			2	242.42	2	232.60	23	212.15
700-800											1	180.00			3	179.71			4	179.78
800+	1	170.00					1	200.00			1	175.00	1	161.00	2	165.85	3	160.00	9	168.26
<b>M &amp; L 3</b>	<b>0</b>				<b>1</b>	<b>202.00</b>					<b>3</b>	<b>204.22</b>					<b>1</b>	<b>283.00</b>	<b>5</b>	<b>214.69</b>
0-400																	1	283.00	1	283.00
400-500											1	200.00							1	200.00
500-600					1	202.00					2	206.06							3	204.71
600-700	0																		0	
700-800	0																		0	
800+	0																		0	
<b>Total</b>	<b>62</b>	<b>252.88</b>	<b>68</b>	<b>273.57</b>	<b>24</b>	<b>237.93</b>	<b>51</b>	<b>268.21</b>	<b>20</b>	<b>250.17</b>	<b>76</b>	<b>246.72</b>	<b>20</b>	<b>251.55</b>	<b>48</b>	<b>260.08</b>	<b>140</b>	<b>278.97</b>	<b>509</b>	<b>262.31</b>

# Arkansas Department of Agriculture

1 Natural Resources Drive, Little Rock, AR 72205

(501) 225-1598 | [Market Reports](#)

## Feeder Heifers: Head Count and Weighted Avg Price by Market Location

Market Location	Ash Flat		Cord		Glenwood		Green Forest		Hope		Ozark		Ratcliff		Searcy		Siloam Springs		Total	
Frame and Grade	Head	Price	Head	Price	Head	Price	Head	Price	Head	Price	Head	Price	Head	Price	Head	Price	Head	Price	Head	Price
<b>☐ M &amp; L 1</b>	<b>38</b>	<b>246.28</b>	<b>71</b>	<b>258.82</b>	<b>57</b>	<b>267.75</b>	<b>87</b>	<b>270.81</b>	<b>94</b>	<b>267.82</b>	<b>85</b>	<b>272.96</b>	<b>30</b>	<b>246.82</b>	<b>41</b>	<b>269.58</b>	<b>316</b>	<b>268.69</b>	<b>819</b>	<b>266.35</b>
0-400	1	290.00	12	302.01	14	299.28	10	306.86	21	298.76	13	292.18	2	285.04	10	319.90	32	333.87	115	310.37
400-500	4	256.10	27	272.64	22	275.53	37	278.20	40	275.29	29	287.98	4	261.29	13	282.40	96	297.06	272	284.34
500-600	21	249.84	15	245.58	13	257.82	37	262.14	23	256.46	32	272.79	5	255.61	10	256.13	131	257.83	287	258.57
600-700	11	238.50	13	240.50	6	253.66	2	235.00	7	240.97	9	240.86	17	248.30	7	235.64	44	242.22	116	242.42
700-800	1	220.00	4	229.00	2	195.41	1	229.00	3	221.86	1	205.00	1	201.00	1	230.00	11	228.73	25	222.85
800+											1	200.00	1	180.00			2	204.20	4	197.15
<b>☐ M &amp; L 1-2</b>	<b>0</b>		<b>7</b>	<b>257.50</b>	<b>21</b>	<b>252.03</b>	<b>9</b>	<b>232.61</b>			<b>10</b>	<b>260.32</b>	<b>2</b>	<b>258.00</b>					<b>49</b>	<b>250.15</b>
0-400											5	285.00							5	285.00
400-500			7	257.50							2	282.50	2	258.00					11	261.97
500-600					12	268.39	6	235.00											18	256.57
600-700					9	234.00					3	229.00							12	232.69
700-800							3	229.00											3	229.00
800+	0																		0	
<b>☐ M &amp; L 2</b>	<b>34</b>	<b>244.11</b>	<b>34</b>	<b>242.06</b>	<b>10</b>	<b>246.32</b>	<b>45</b>	<b>254.30</b>	<b>22</b>	<b>241.48</b>	<b>58</b>	<b>247.96</b>	<b>13</b>	<b>244.86</b>	<b>83</b>	<b>248.79</b>	<b>87</b>	<b>251.70</b>	<b>386</b>	<b>248.36</b>
0-400	4	269.25	8	269.87	3	258.88	7	270.37	8	249.34	17	266.85	3	258.42	16	290.37	13	286.61	79	272.93
400-500	15	248.47	8	258.68	6	254.11	24	270.59	10	243.05	18	259.02	7	253.46	40	258.90	45	267.03	173	260.35
500-600	12	239.04	12	231.45			8	232.40	4	227.42	14	246.10	2	233.83	16	240.87	14	235.15	82	237.54
600-700	3	226.46	6	223.43	1	193.00	6	225.00			6	222.74	1	201.00	6	214.03	12	230.90	41	223.19
700-800											3	209.04			3	194.08	1	195.00	7	200.84
800+														2	188.77	2	170.79	4	179.30	
<b>☐ M &amp; L 3</b>	<b>0</b>		<b>1</b>	<b>205.00</b>							<b>13</b>	<b>226.38</b>			<b>6</b>	<b>238.59</b>	<b>7</b>	<b>222.06</b>	<b>27</b>	<b>227.03</b>
0-400											10	226.93			4	242.07	4	241.49	18	233.74
400-500			1	205.00							3	224.94			2	232.61	2	203.44	8	218.89
500-600																	1	200.00	1	200.00
600-700	0																		0	
700-800	0																		0	
800+	0																		0	
<b>Total</b>	<b>72</b>	<b>245.33</b>	<b>113</b>	<b>253.31</b>	<b>88</b>	<b>261.13</b>	<b>141</b>	<b>262.58</b>	<b>116</b>	<b>263.17</b>	<b>166</b>	<b>260.60</b>	<b>45</b>	<b>246.76</b>	<b>130</b>	<b>255.03</b>	<b>410</b>	<b>264.65</b>	<b>1281</b>	<b>259.80</b>

# Arkansas Department of Agriculture

1 Natural Resources Drive, Little Rock, AR 72205

(501) 225-1598 | [Market Reports](#)

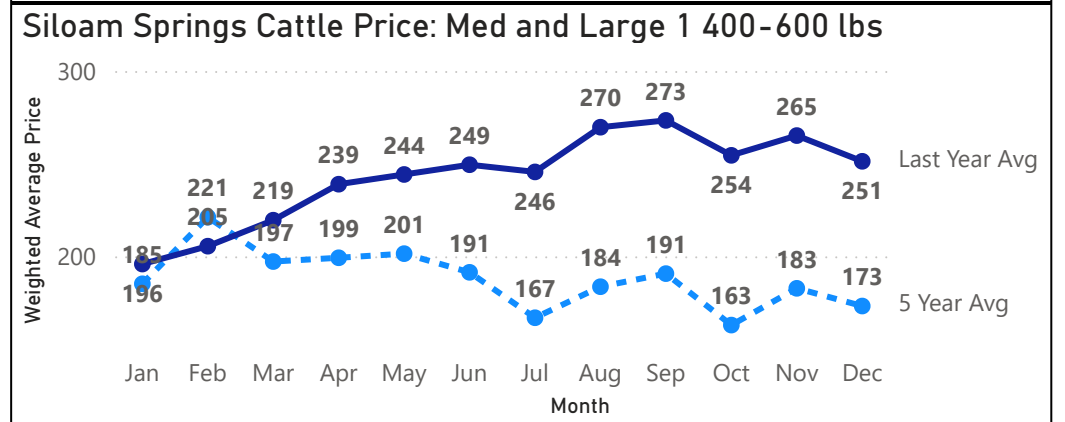
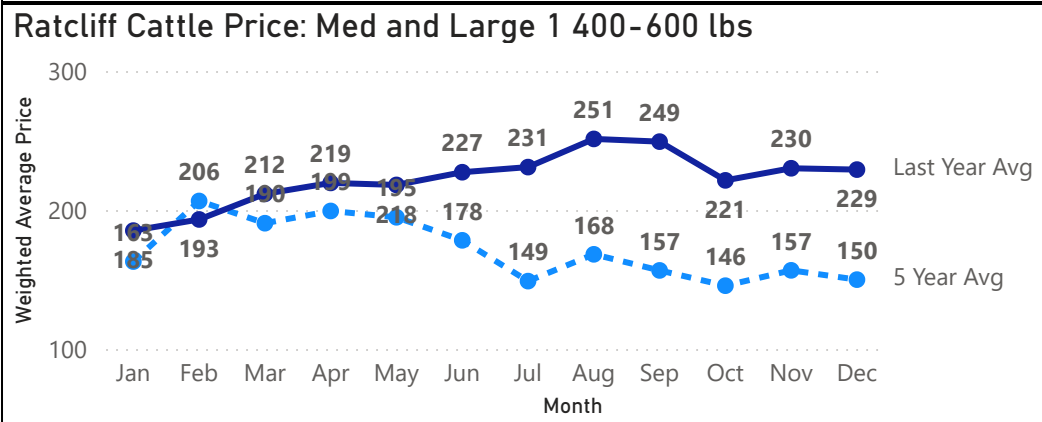
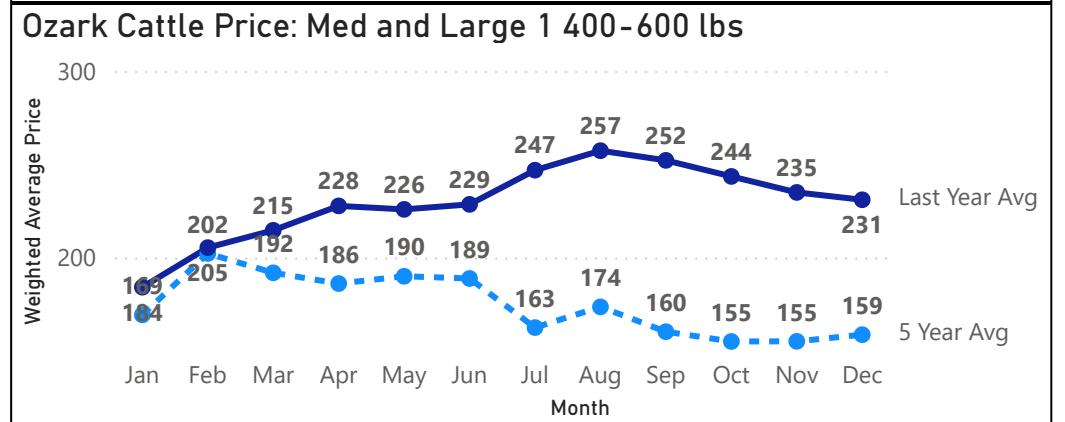
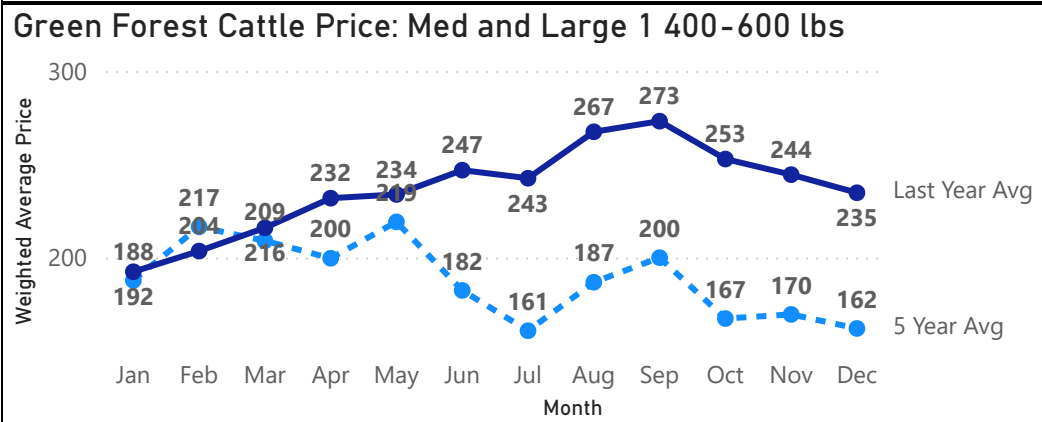
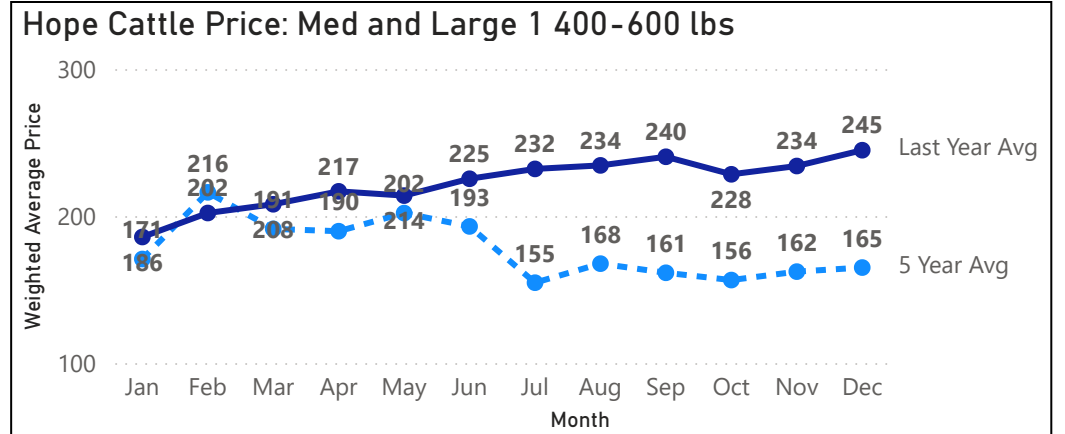
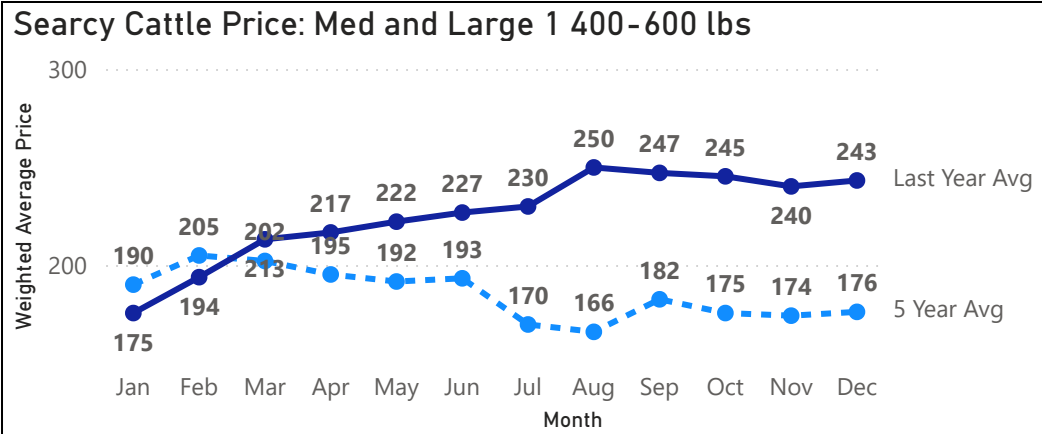
## Feeder Steers: Head Count and Weighted Avg Price by Market Location

Market Location Frame and Grade	Ash Flat		Cord		Glenwood		Green Forest		Hope		Ozark		Ratcliff		Searcy		Siloam Springs		Total	
	Head	Price	Head	Price	Head	Price	Head	Price	Head	Price	Head	Price	Head	Price	Head	Price	Head	Price	Head	Price
☐ <b>M &amp; L 1</b>	<b>10</b>	<b>280.88</b>	<b>40</b>	<b>300.60</b>	<b>62</b>	<b>301.59</b>	<b>70</b>	<b>291.32</b>	<b>81</b>	<b>297.16</b>	<b>97</b>	<b>293.98</b>	<b>49</b>	<b>286.74</b>	<b>38</b>	<b>284.85</b>	<b>235</b>	<b>304.96</b>	<b>682</b>	<b>297.72</b>
0-400	1	317.50	3	352.50	20	330.81			17	337.12	21	335.88	5	314.93	7	338.67	22	382.32	<b>96</b>	<b>345.17</b>
400-500	3	301.72	16	315.54	29	298.45	22	335.68	39	303.03	31	304.45	15	308.57	11	315.51	33	332.43	<b>199</b>	<b>313.14</b>
500-600	4	284.87	10	287.44	12	282.22	18	302.80	12	287.93	27	290.95	16	290.61	10	277.36	127	310.51	<b>236</b>	<b>300.97</b>
600-700			11	287.23	1	253.00	8	292.36	11	270.15	11	268.05	8	277.99	6	257.39	43	273.28	<b>99</b>	<b>274.48</b>
700-800	2	246.22					22	258.09	2	236.35	7	248.37	4	241.01	4	241.20	2	258.00	<b>43</b>	<b>251.78</b>
800+													1	230.00			8	235.00	<b>9</b>	<b>234.40</b>
☐ <b>M &amp; L 1-2</b>	<b>0</b>				<b>27</b>	<b>272.96</b>	<b>266</b>	<b>259.92</b>					<b>2</b>	<b>273.00</b>			<b>187</b>	<b>254.11</b>	<b>482</b>	<b>258.18</b>
0-400	0																		<b>0</b>	
400-500					9	302.00													<b>9</b>	<b>302.00</b>
500-600					4	279.00	16	289.24									20	287.98	<b>40</b>	<b>287.56</b>
600-700					14	257.97	69	272.52					2	273.00			18	278.00	<b>103</b>	<b>271.48</b>
700-800																	29	252.00	<b>29</b>	<b>252.00</b>
800+							181	254.75									120	248.23	<b>301</b>	<b>252.13</b>
☐ <b>M &amp; L 2</b>	<b>12</b>	<b>269.77</b>	<b>41</b>	<b>273.32</b>	<b>11</b>	<b>266.83</b>	<b>66</b>	<b>274.34</b>	<b>23</b>	<b>263.28</b>	<b>17</b>	<b>269.26</b>	<b>5</b>	<b>270.47</b>	<b>47</b>	<b>279.06</b>	<b>65</b>	<b>279.33</b>	<b>287</b>	<b>274.49</b>
0-400	3	301.91	7	297.43	3	284.99	12	334.48	5	281.95	4	283.35			9	304.84	12	338.30	<b>55</b>	<b>312.47</b>
400-500	4	287.61	14	283.77	6	265.21	13	308.18	10	264.95	10	271.60	1	275.00	20	291.42	16	290.72	<b>94</b>	<b>285.60</b>
500-600	5	246.50	17	267.95	2	252.12	16	276.83	8	253.71	2	255.65	4	269.53	14	262.72	28	272.81	<b>96</b>	<b>267.29</b>
600-700			1	255.00			18	255.82			1	245.00			4	251.19	5	245.18	<b>29</b>	<b>252.95</b>
700-800			2	230.00			4	238.77									4	238.51	<b>10</b>	<b>236.99</b>
800+							3	224.00											<b>3</b>	<b>224.00</b>
☐ <b>M &amp; L 3</b>	<b>0</b>						<b>4</b>	<b>283.00</b>			<b>3</b>	<b>208.00</b>	<b>3</b>	<b>222.47</b>	<b>8</b>	<b>247.82</b>	<b>19</b>	<b>261.10</b>	<b>37</b>	<b>252.85</b>
0-400							4	283.00			2	200.00			2	268.79	11	263.43	<b>19</b>	<b>262.42</b>
400-500											1	220.00	2	220.00	4	245.43	8	258.47	<b>15</b>	<b>247.64</b>
500-600													1	226.00	2	237.54			<b>3</b>	<b>233.63</b>
600-700	0																		<b>0</b>	
700-800	0																		<b>0</b>	
800+	0																		<b>0</b>	
<b>Total</b>	<b>22</b>	<b>275.19</b>	<b>81</b>	<b>287.18</b>	<b>100</b>	<b>288.53</b>	<b>406</b>	<b>266.34</b>	<b>104</b>	<b>290.04</b>	<b>117</b>	<b>288.91</b>	<b>59</b>	<b>281.95</b>	<b>93</b>	<b>279.06</b>	<b>506</b>	<b>277.26</b>	<b>1488</b>	<b>276.50</b>

# Arkansas Department of Agriculture

1 Natural Resources Drive, Little Rock, AR 72205

(501) 225-1598 | [Market Reports](#)

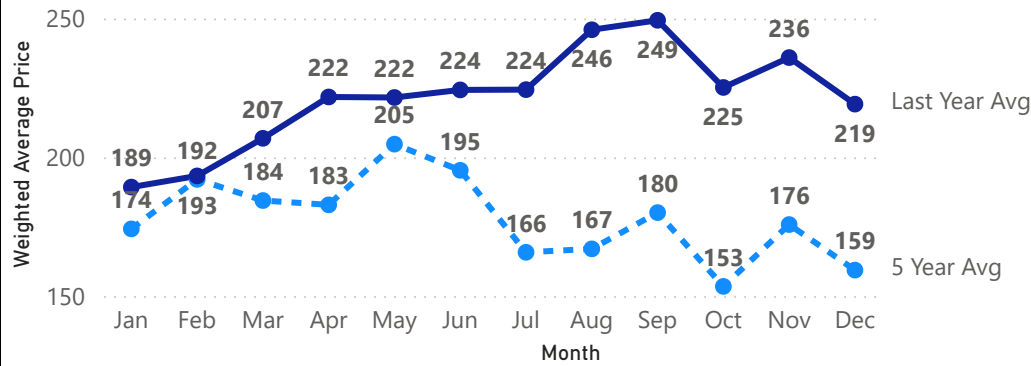


# Arkansas Department of Agriculture

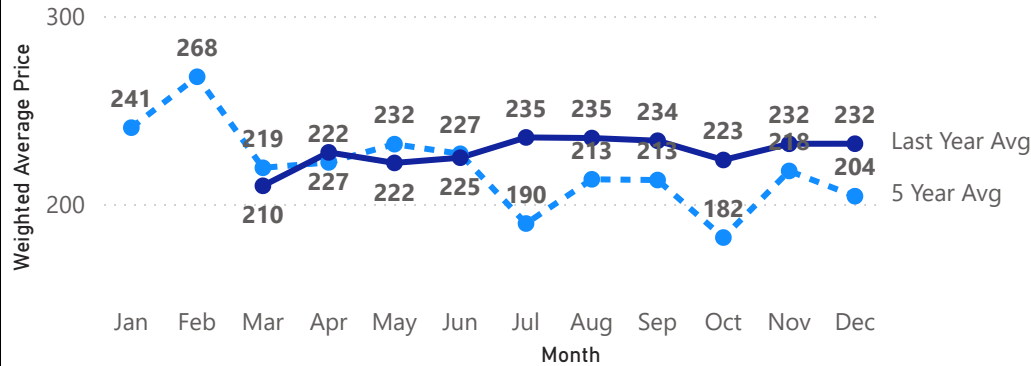
1 Natural Resources Drive, Little Rock, AR 72205

(501) 225-1598 | [Market Reports](#)

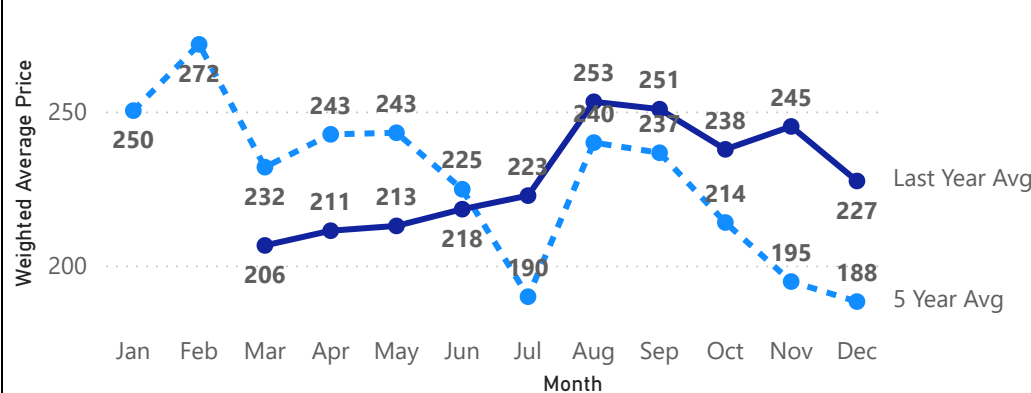
### Ash Flat Cattle Price: Med and Large 1 400-600 lbs



### Glenwood Cattle Price: Med and Large 1 400-600 lbs



### Cord Cattle Price: Med and Large 1 400-600 lbs



## Reports Used

- [Searcy](#)
- [Ash Flat](#)
- [Siloam Springs](#)
- [Cord](#)
- [Ratcliff](#)
- [Hope](#)
- [Ozark](#)
- [Glenwood](#)
- [Green Forest](#)

## Weekly Cattle Summaries

- [USDA Arkansas Weekly Livestock Auction Summary](#)
- [Arkansas Weekly Market Summary](#)